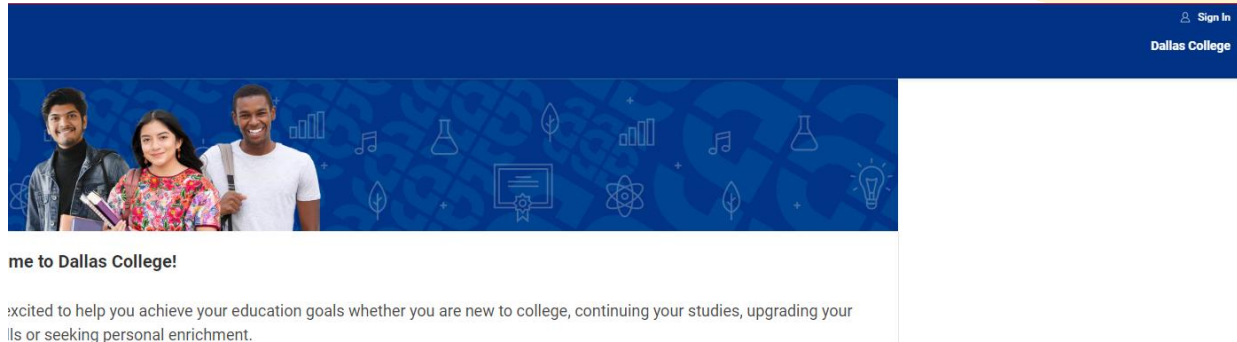




Dallas College Application Guide

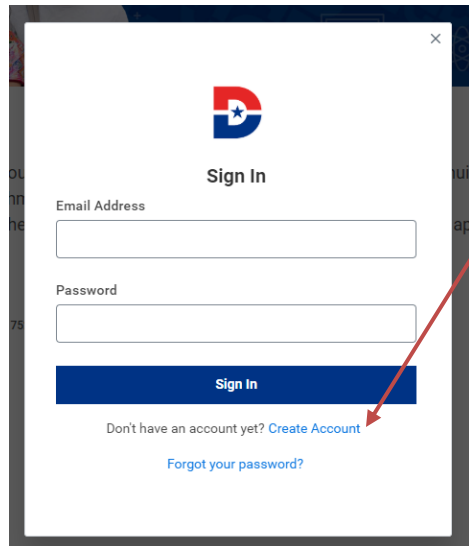
Quick guide on
how to **apply** to
Dallas College

Dallas College Application Guide




1. Go to <https://wd1-student.myworkdaysite.com/dallascollege/Undergraduate External Student Site>

2. Click on **Sign In**

A screenshot of the 'Sign In' form. It features the Dallas College logo at the top, followed by the title 'Sign In'. There are two input fields: 'Email Address' and 'Password'. Below these fields is a blue 'Sign In' button. At the bottom, there are two links: 'Don't have an account yet? [Create Account](#)' and '[Forgot your password?](#)'. A red arrow points from the 'Create Account' link to the 'Create Account' form on the right.

3. Click on **Create Account**

A screenshot of the 'Create Account' form. It features the Dallas College logo at the top, followed by the title 'Create Account'. Below the title are 'Password Requirements' listed as bullet points: 'A lowercase character', 'An uppercase character', 'An alphabetic character', 'A minimum of 8 characters', 'A numeric character', and 'A special character'. There are three input fields: 'Email Address', 'Password', and 'Verify New Password'. Below these fields is a blue 'Create Account' button. At the bottom, there is a link: 'Already have an account? [Sign In](#)'. Four red arrows point from the '4. Use your email address, create password, confirm password, and Create Account' text to the 'Email Address', 'Password', 'Verify New Password', and 'Create Account' fields respectively.

4. Use your email address, create password, confirm password, and **Create Account**

Dallas College Application Guide



Sign In

An email has been sent to you. Please verify your account.

Email Address

Password

Sign In

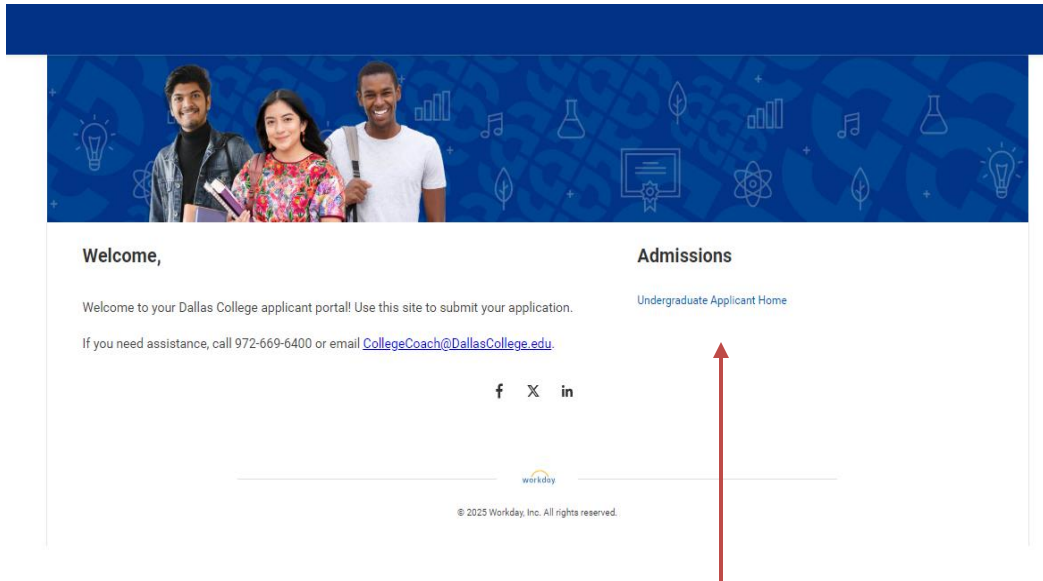
[Don't have an account yet? Create Account](#)

[Forgot your password?](#)

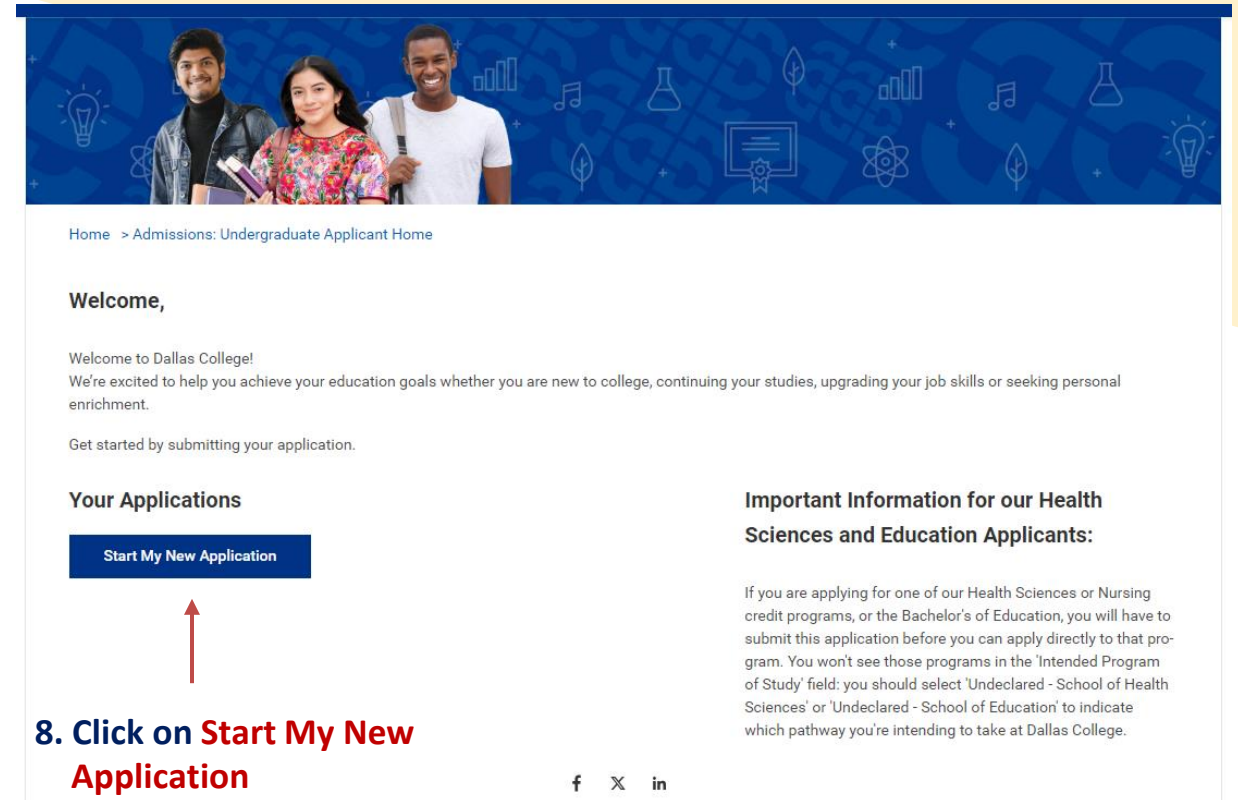
5. After creating your account, an email will be sent to you. **Verify your account in your email**

6. After verifying your account, **sign in** using your email address and password

Dallas College Application Guide



7. Click on **Undergraduate Applicant Home** to start your new application



8. Click on **Start My New Application**

Dallas College Application Guide



Initial Admissions Application

This information is used to guide which questions you will receive on the application, so please be sure it is accurate before continuing.

Confirm you are planning to pursue credit courses by selecting 'Undergraduate' below. *

9. Select **Undergraduate**

Applicant Type *

10. Select **International**

Program of Study *

11. Select your desired **Program of Study**

Anticipated Start *

12. Select your desired **Semester to start**

Campus Location *

13. Select your desired **Campus Location**

14. Click on **OK** to continue

If you are not an **International student**, select another option

Applicant Type *

- ☐ Dual Credit
- ☐ First Time in College
- ☐ International
- ☐ Non-Degree
- ☐ Readmit/Returning
- ☐ Transfer
- ☐ Transient

Campus Location *



Important: This information is used to guide which questions you will receive on the application, so please be sure it is **accurate** before continuing.

Dallas College Application Guide



Application

Welcome to the Dallas College application process! The application is divided into several sections, and you can complete them in any order that works best for you. Be sure to address all questions marked with a red asterisk (*), as these are mandatory and must be answered before you can submit your application. Some questions may lead to additional required questions based on your answers.

You can save your progress anytime and return to finish or submit later.

Personal Information

Start

15. Click on **Start** to continue

16. Enter your **personal information**.
Fields marked with a red asterisk (*) are
required

[← Back to Application Overview](#)

Personal Information

Please enter your information in each of the following sections. Fields marked with a red asterisk (*) are required and must be completed before you can submit your application.

Biographical Information

Legal Name

Country *

Colombia

Given Name(s) *

David

Middle Name

Father's Family Name *

Garcia

Mother's Family Name

Dallas College Application Guide

Preferred Name

Country
select one ▼

Former Name

Add

Birth Date *

06/11/1990

Demographics

Gender *

Male

Race/Ethnicity (Select all that apply) *

International (United States of America)

I identify as Hispanic or Latino

☒

17. If you have a **Preferred Name**, enter the necessary information

18. Enter your **Birth Date**

19. Select your **Gender, Race,** and mark if you **identify as Hispanic or Latino**

20. Enter your **City of Birth**

21. Enter your **Birth Country**

Nationality and Social Security Number

Your Social Security Number is not required for acceptance to the college. However, submission of your Social Security Number may be necessary in order to register for classes and if you are applying or intend to apply for financial aid.

City of Birth

Salento

Birth Country

Colombia

Social Security Number (SSN)

Add



Important: If you do not have a Social Security Number, skip this part

Dallas College Application Guide

Citizenship

Please provide your citizenship status in the United States. *

☒ Citizen (Vietnam)

Search

☐ Citizen (Venezuela)

☐ Citizen (Wallis and Futuna)

☐ Citizen (Western Sahara)

☐ Citizen (Yemen)

☐ Citizen (Zambia)

☐ Citizen (Zimbabwe)

☐ Naturalized Citizen (United States of America) (United States of America)

☐ Permanent Resident (United States of America) (United States of America)

☐ Temporary Resident (United States of America) (United States of America)

☐ Visitor (United States of America)

☐ U.S. military servicemember, veteran, or dependent:

Save and Continue **Cancel**

22. Select your country of citizenship or U.S. citizenship status



Important: If you are not an F-1 student, select the status that most fits your intended immigration status while studying at Dallas College.

23. Select your intended immigration status

24. Click on Save and Continue

Citizenship

Please provide your citizenship status in the United States. *

☒ Citizen (Vietnam)

If you are not a US citizen or resident, what is your intended immigration status when you begin courses at Dallas College?

☒ F1 Visa - Initial (Dallas College)

☐ DACA, Parole, Undocumented, or Stateless (Dallas College)

☐ F1 Visa - Change of Status (Dallas College)

☐ F1 Visa - Transfer (Dallas College)

☐ International Online (Dallas College)

☐ J1 Visa (Dallas College)

☐ Legal Protected Status (Dallas College)


☐ M1 Visa (Dallas College)

☐ Other Visa/Status (Dallas College)

☐ U.S. military servicemember, veteran, or dependent:

Save and Continue **Cancel**

Dallas College Application Guide



Application

Welcome to the Dallas College application process! The application is divided into several sections, and you can complete them in any order that works best for you. Be sure to address all questions marked with a red asterisk (*), as these are mandatory and must be answered before you can submit your application. Some questions may lead to additional required questions based on your answers.

You can save your progress anytime and return to finish or submit later.


Personal Information Edit

Contact Information Start

25. Click on **Start** to continue

26. Enter your **Permanent Address**,
Email Address, and **Phone Number**

27. Click on **Save and Continue**



[← Back to Application Overview](#)

Contact Information

Provide your primary email address, phone number, and address. Please **do not** use a PO Box for your address.


Permanent Address

Email Address

Phone Number

Save and Continue Cancel

Dallas College Application Guide



Application

Welcome to the Dallas College application process! The application is divided into several sections, and you can complete them in any order that works best for you. Be sure to address all questions marked with a red asterisk (*), as these are mandatory and must be answered before you can submit your application. Some questions may lead to additional required questions based on your answers.

You can save your progress anytime and return to finish or submit later.

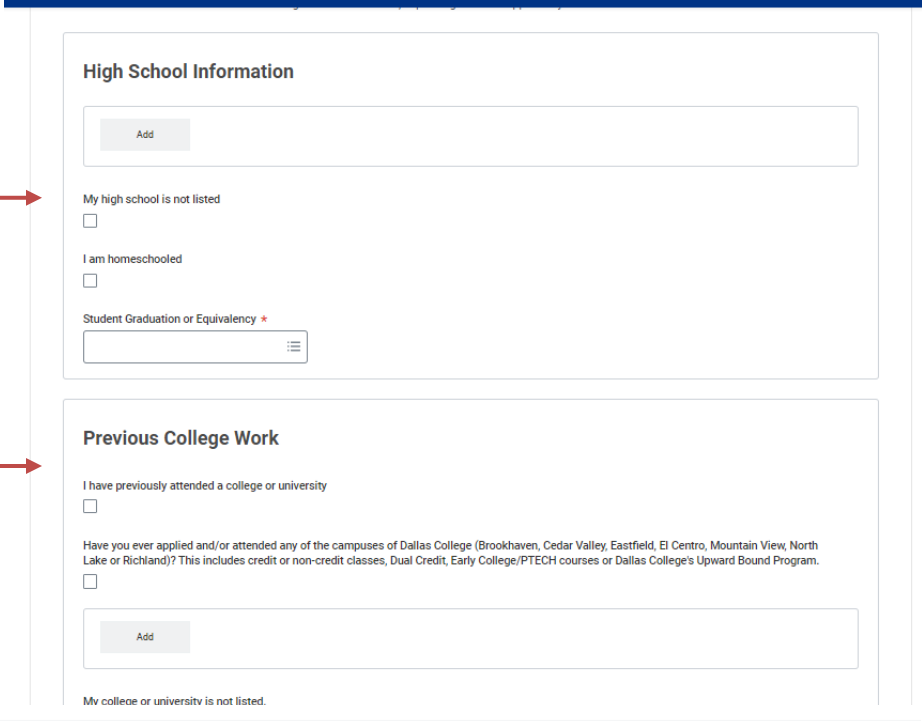
Personal Information	Edit
Contact Information	Edit
Academic History	Start

28. Click on **Start** to enter your **Academic History**

29. Add your **High School Information**

30. Enter you **Previous College Work**

31. Click on **Save and Continue**



High School Information

☐ My high school is not listed

☐ I am homeschooled

Student Graduation or Equivalency *

Previous College Work

☐ I have previously attended a college or university

Have you ever applied and/or attended any of the campuses of Dallas College (Brookhaven, Cedar Valley, Eastfield, El Centro, Mountain View, North Lake or Richland)? This includes credit or non-credit classes, Dual Credit, Early College/PTECH courses or Dallas College's Upward Bound Program.

☐

My college or university is not listed.

Dallas College Application Guide

Welcome to the Dallas College application process! The application is divided into several sections, and you can complete them in any order that works best for you. Be sure to address all questions marked with a red asterisk (*), as these are mandatory and must be answered before you can submit your application. Some questions may lead to additional required questions based on your answers.

You can save your progress anytime and return to finish or submit later.

Personal Information

Edit

Contact Information

Edit

Academic History

Edit


Additional High School Information

Start

32. Click on **Start** to enter your High School Information

33. Enter your High School Information

34. Click on **Save and Continue**



[← Back to Application Overview](#)

Additional High School Information


Please enter the name of your high school. Note: you only need to enter the school that you have graduated from or will graduate from. *

Enter the full address, including city, state, and postal (ZIP) code of your high school. *

Save and Continue

Cancel

Dallas College Application Guide



Application

Welcome to the Dallas College application process! The application is divided into several sections, and you can complete them in any order that works best for you. Be sure to address all questions marked with a red asterisk (*), as these are mandatory and must be answered before you can submit your application. Some questions may lead to additional required questions based on your answers.


You can save your progress anytime and return to finish or submit later.

Personal Information	Edit
Contact Information	Edit
Academic History	Edit
Additional High School Information	Edit
General Admissions Questions	Start

35. Click on **Start** to answer
General Admissions Questions

36. Answer the questions
based on your individual
situation

37. Click on **Save and
Continue**



[← Back to Application Overview](#)

General Admissions Questions

Are you intending to apply for Dallas Promise? (For more information about the Dallas County Promise program, see here: <https://dallascountypromise.org/students>) *

No

Do you plan to transfer to Texas A&M University-Commerce after earning your Associate Degree at Dallas College? *

No

Are you a parent or legal guardian of any children who are 18 years of age or younger? *

No

Save and Continue Cancel

Dallas College Application Guide

Application

Welcome to the Dallas College application process! The application is divided into several sections, and you can complete them in any order that works best for you. Be sure to address all questions marked with a red asterisk (*), as these are mandatory and must be answered before you can submit your application. Some questions may lead to additional required questions based on your answers.

You can save your progress anytime and return to finish or submit later.

Personal Information

Edit

Contact Information

Edit

Academic History

Edit

Additional High School Information

Edit

General Admissions Questions

Edit


Texas Success Initiative (TSI) Information

Start

38. Click on **Start**

39. Select the option that
most fits your situation

40. Click on **Save
and Continue**



← Back to Application Overview

Texas Success Initiative (TSI) Information

Which of the following best applies to you? *

select one

select one

I have taken one or more standardized test that are eligible for TSI.

I am claiming one or more TSI exemptions.

I have not taken the SAT, ACT, STAAR, or TSIA2 and I am not claiming an exemption. I understand I may have to take these tests prior to registration.

© 2025 Workday, Inc. All rights reserved.

Save and Continue Cancel

Dallas College Application Guide

Application

Welcome to the Dallas College application process! The application is divided into several sections, and you can complete them in any order that works best for you. Be sure to address all questions marked with a red asterisk (*), as these are mandatory and must be answered before you can submit your application. Some questions may lead to additional required questions based on your answers.

You can save your progress anytime and return to finish or submit later.

Personal Information

Edit

Contact Information

Edit

Academic History

Edit

Additional High School Information

Edit

General Admissions Questions

Edit

Texas Success Initiative (TSI) Information

Edit

Emergency Contact Details

Start

39. Click on **Start**

40. Enter your **Emergency Contact Details**


[← Back to Application Overview](#)

Emergency Contact Details

Please provide one emergency contact.

Name of person to contact in case of an emergency: *

Emergency Contact Telephone Number: *


© 2025 Worldway Inc. All rights reserved.

41. Click on **Save and Continue**

Save and Continue

Cancel

Dallas College Application Guide

Application

Welcome to the Dallas College application process! The application is divided into several sections, and you can complete them in any order that works best for you. Be sure to address all questions marked with a red asterisk (*), as these are mandatory and must be answered before you can submit your application. Some questions may lead to additional required questions based on your answers.

You can save your progress anytime and return to finish or submit later.

Personal Information

Edit

Contact Information

Edit

Academic History

Edit

Additional High School Information

Edit

General Admissions Questions

Edit

Texas Success Initiative (TSI) Information

Edit

Emergency Contact Details

Edit


Texas Student Residency Questions

Start

42. Click on **Start**

43. Select the options that
most fit your situation

44. Click on **Save
and Continue**



[← Back to Application Overview](#)

Texas Student Residency Questions

Please choose one of the following residency options: *

I currently live outside the United States... ▼

What country are you a resident of?

Colombia

While living in Texas, have you: Been gainfully employed for at least a consecutive 12-month period? (Gainful employment requires an average employment of at least 20 hours per week for one year or earnings equal to at least half of tuition and living expenses for one 9-month academic year. Employment conditioned on student status such as work-study, the receipt of stipends, fellowships or research or teaching assistantships does not constitute gainful employment.) *

No ▼

While living in Texas, have you: Received services from a social service agency for at least a consecutive 12-month period? *

No ▼

Are you a US citizen? *

No ▼

What country are you a citizen of?

Colombia

Are you a Permanent Resident of the US? *

No ▼

[Save and Continue](#) [Cancel](#)

at least 36 consecutive months before graduation from a public or private Texas high school or

Dallas College Application Guide

Application

Welcome to the Dallas College application process! The application is divided into several sections, and you can complete them in any order that works best for you. Be sure to address all questions marked with a red asterisk (*), as these are mandatory and must be answered before you can submit your application. Some questions may lead to additional required questions based on your answers.

You can save your progress anytime and return to finish or submit later.

Personal Information

[Edit](#)

Contact Information

[Edit](#)

Academic History

[Edit](#)

Additional High School Information

[Edit](#)

General Admissions Questions

[Edit](#)

Texas Success Initiative (TSI) Information

[Edit](#)

Emergency Contact Details

[Edit](#)

Texas Student Residency Questions

[Edit](#)

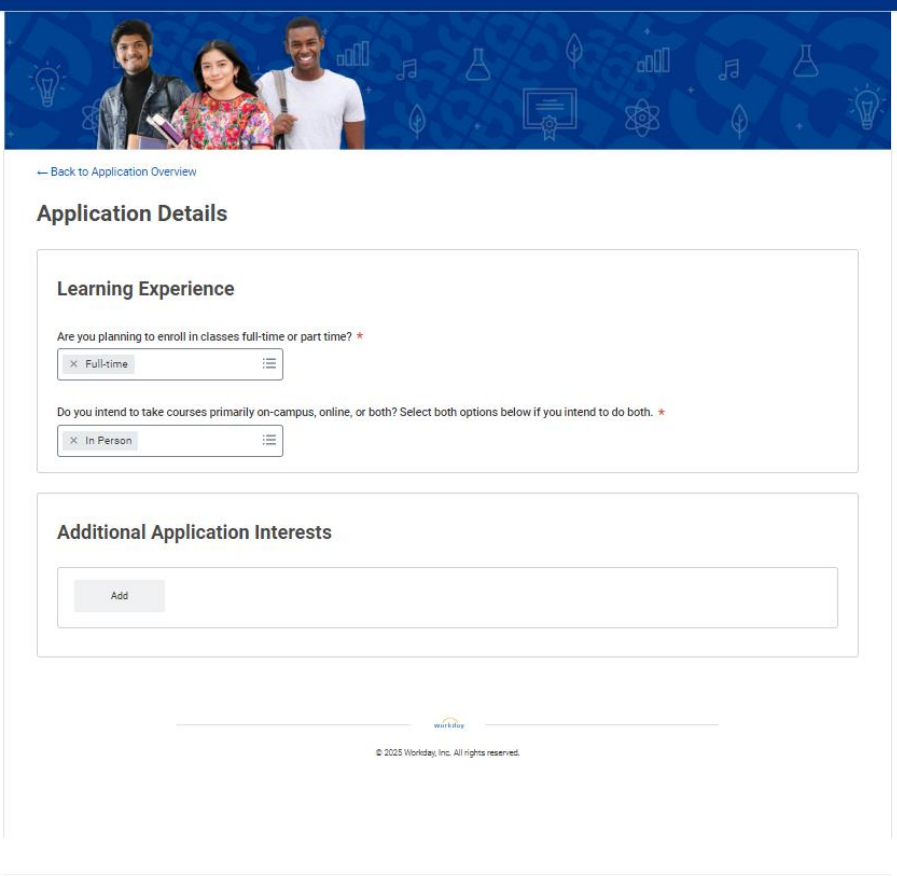
Application Details

[Start](#)

45. Click on **Start**

46. Answer the questions
regarding your **Learning
Experience**

44. Click on **Save
and Continue**



← Back to Application Overview

Application Details

Learning Experience

Are you planning to enroll in classes full-time or part time? *

☐ Full-time

Do you intend to take courses primarily on-campus, online, or both? Select both options below if you intend to do both. *

☐ In Person

Additional Application Interests

[Add](#)

© 2025 Workday, Inc. All rights reserved.

[Save and Continue](#) [Cancel](#)

Dallas College Application Guide



International Admissions and Compliance



Application

Welcome to the Dallas College application process! The application is divided into several sections, and you can complete them in any order that works best for you. Be sure to address all questions marked with a red asterisk (*), as these are mandatory and must be answered before you can submit your application. Some questions may lead to additional required questions based on your answers.

You can save your progress anytime and return to finish or submit later.

Personal Information	Edit
Contact Information	Edit
Academic History	Edit
Additional High School Information	Edit
General Admissions Questions	Edit
Texas Success Initiative (TSI) Information	Edit
Emergency Contact Details	Edit
Texas Student Residency Questions	Edit
Application Details	Edit
Review Application	

45. Click on **Review Application**

46. Review all the information entered, and if accurate, **accept the terms and conditions**

Learning Experience

Are you planning to enroll in classes full-time or part time? *

Full-time

Do you intend to take courses primarily on-campus, online, or both? Select both options below if you intend to do both. *

In Person

Additional Application Interests

Terms and Conditions

I understand that officials of my college will use the information submitted on this form to determine my status for **residency eligibility**. I authorize the college/university to verify the information I have provided and obtain my Texas Success Initiative (TSI) test scores and residency information as necessary. I agree to notify the proper officials of the institution of any changes in the information provided. I certify that the information in this application is complete and correct and I understand that the submission of false information is grounds for rejection of my application, withdrawal of any offer of acceptance, cancellation of enrollment, or appropriate disciplinary action.

I understand that my electronic signature below verifies that I understand and will comply with the Meningitis requirement and Residency Oath stated above. I will submit all official transcripts from all U.S. accredited institutions previously attended. I also verify that I have received or will receive information about bacterial meningitis from the college as required by Section 51.9191 of the Texas Education Code.

The Admissions/Registrars Office reserves the right to request additional information in order to comply with state residency requirements prior to enrollment.

Students found to have been incorrectly classified as a resident for tuition purposes due to information/documentation submitted must begin to pay the nonresident rate immediately and have a maximum of 30 days to repay all previous terms.

DOCUMENTS SUBMITTED TO MEET ADMISSIONS AND RESIDENCY REQUIREMENTS BECOME THE PROPERTY OF THE COLLEGE.

The Family Educational Rights and Privacy Act (FERPA) affords students certain rights with respect to their education records. The information collected about you is not disclosed to any non-affiliated entity, except as permitted by law. For information see the [online catalog FERPA page/opens in new window](#); for more details. If you wish to protect your directory information from disclosure, proceed to the following website or contact the Admissions/Registrars Office. For information see: [Admission/Registrars Office](#).

I accept the terms and conditions *



© 2025 Workday, Inc. All rights reserved.

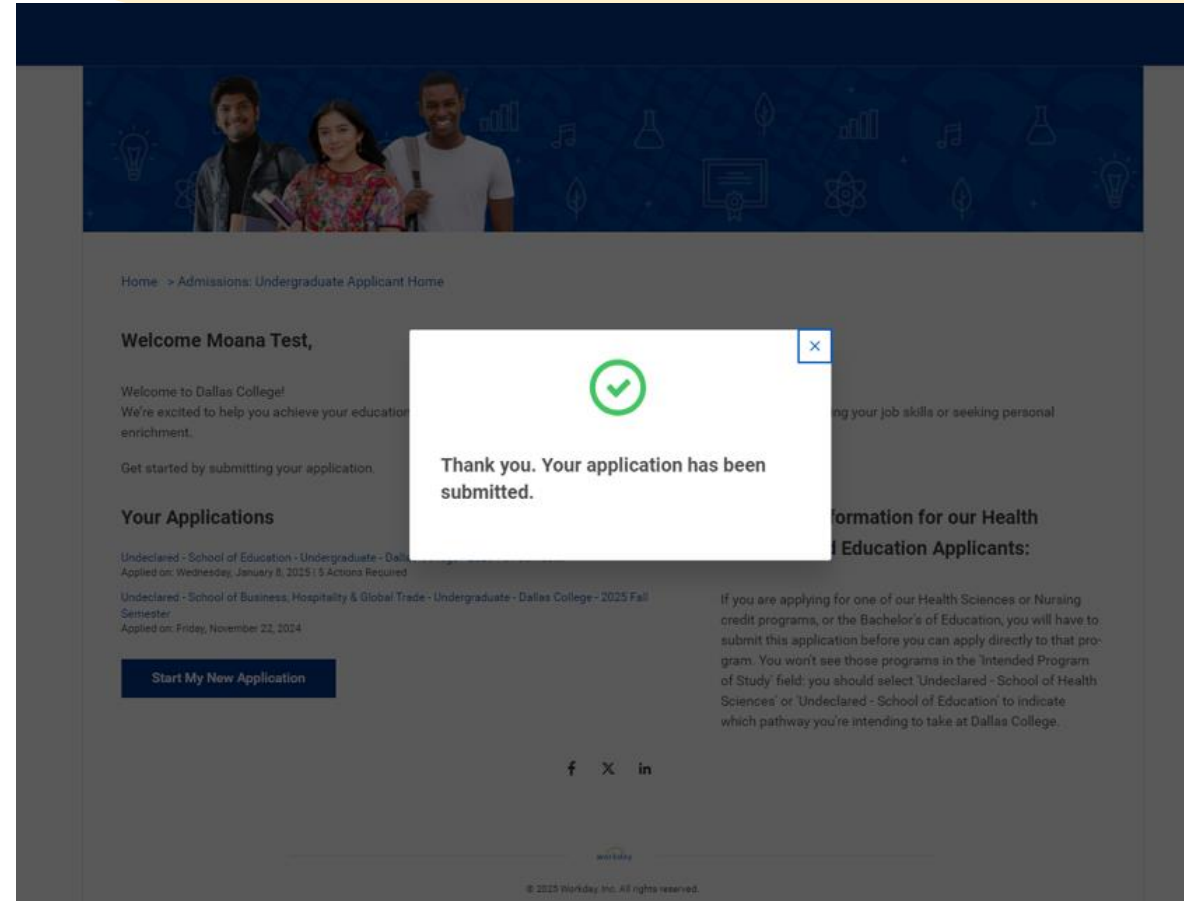
47. Click on **Submit Application**

Submit Application	Cancel
------------------------------------	------------------------

Dallas College Application Guide



You will get this screen confirming
your application was **successfully**
submitted to Dallas College

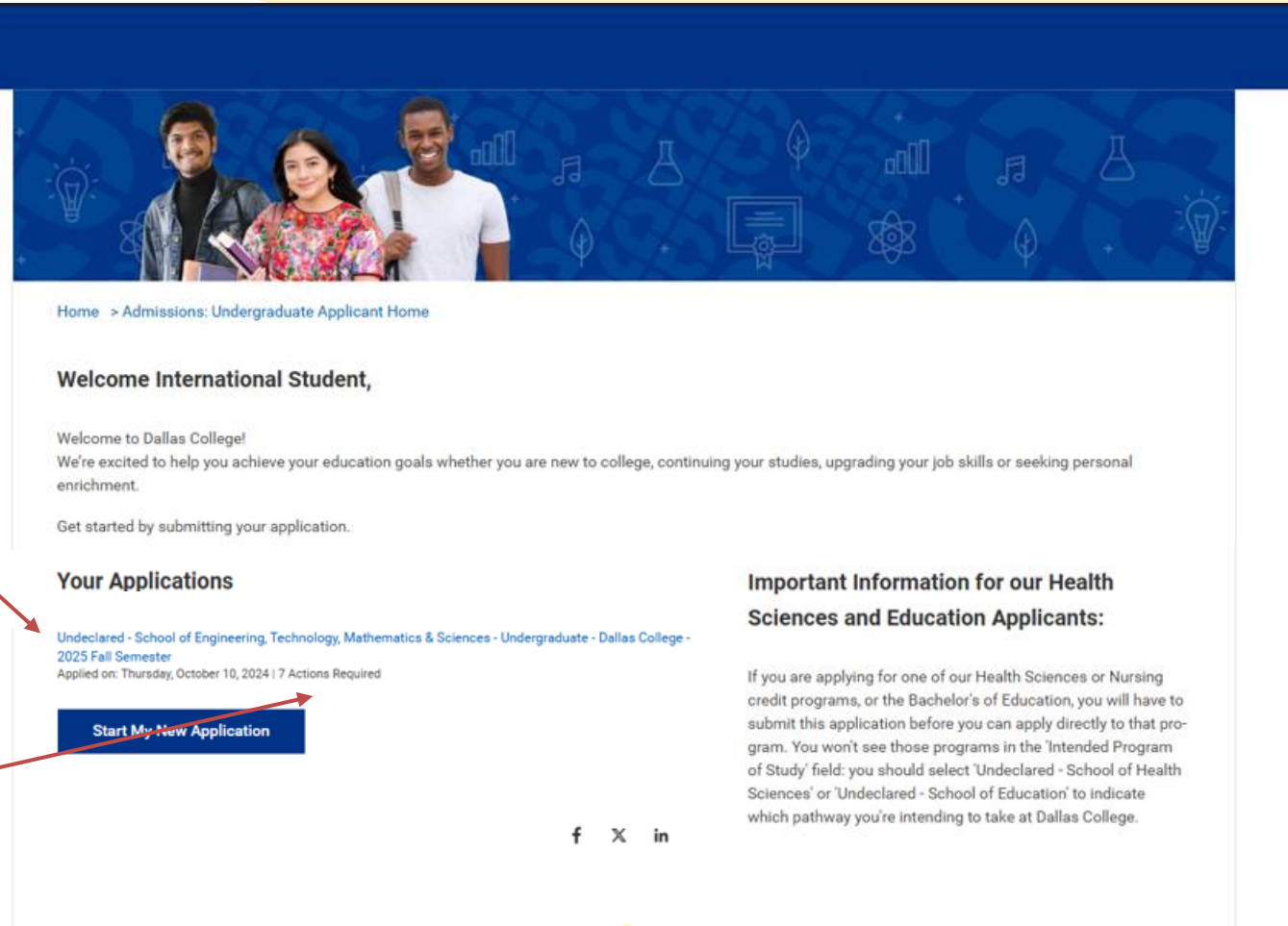


Dallas College Application Guide

On your account dashboard, you will be able to **see your application**



Important: At this point, you will see the Actions Required



The screenshot shows the 'Undergraduate Applicant Home' dashboard. At the top is a blue header with the Dallas College logo and name. Below is a banner image of three students. The main content area has a breadcrumb trail: 'Home > Admissions: Undergraduate Applicant Home'. It starts with a 'Welcome International Student,' message, followed by a welcome paragraph and a link to 'Get started by submitting your application.' The 'Your Applications' section lists one application: 'Undeclared - School of Engineering, Technology, Mathematics & Sciences - Undergraduate - Dallas College - 2025 Fall Semester', with the status 'Applied on: Thursday, October 10, 2024 | 7 Actions Required'. A blue button labeled 'Start My New Application' is positioned below this entry. To the right, there is a section titled 'Important Information for our Health Sciences and Education Applicants:' with a paragraph of text. At the bottom right, there are social media icons for Facebook, X, and LinkedIn.

Dallas College Application Guide

Application For: Undergraduate - Dallas College - 2025 Fall Semester

Important Dates

Application Due:
Saturday, December 6, 2025








Application Details

Applied To



Academic Level	Academic Unit
Undergraduate	Dallas College
Program of Study	Academic Period
Undeclared - School of Engineering, Technology, Mathematics & Sciences	2025 Fall Semester
Program Focus	Campus
Not Applicable	Brookhaven Campus

Application Requirements

Incomplete

-  **Foreign Credential Evaluation**
Requested | For international students under 18, this is required to prove U.S. high school education equivalency.
-  **Affidavit of Support Form**
Requested | Sponsor oath and affirmation to meet all expenses of the applicant for the duration of their studies at Dallas College. Please fill in the document below and upload to this action item. Affidavit of Support...
-  **Proof of Financial Support**
Requested | In 01/15/2025, 10:25 AM PST | International applicants must prove sponsorship with a bank letter or statement showing a current minimum of \$27,641 USD, translated into English with U.S. currency by a professional translator. If children...
-  **Proof of English Proficiency**
Requested | International students who are applying from outside of the U.S., or for a Change of Status within the U.S., are required to provide proof of their English proficiency level. This can be met with qualifying...
-  **TSIA2 - Math**
Requested | Texas Success Initiative college-level qualifying scores in Math. This can be met with ACT, SAT, IB, or AP scores and/or college level course work.
-  **TSIA2 - Writing**
Requested | Texas Success Initiative college-level qualifying scores in Writing. This can be met with ACT, SAT, IB, or AP scores and/or college level course work.
-  **TSIA2 - Reading**
Requested | Texas Success Initiative college-level qualifying scores in Reading. This can be met with ACT, SAT, IB, or AP scores and/or college level course work.

Completed

-  **International Student Classification Questionnaire**
Completed On 10/10/2024, 9:27 AM PDT | Please complete the following questions to help us process your application for international admission. If you believe that you have been incorrectly classified as an international student, responding...
-  **Passport - Biographical Page**
Completed On 01/06/2025, 1:38 PM PST | International applicants must scan and submit a copy of the biographical page of their non-U.S. passport.

Upload the **incomplete items** listed on your application details

Complete the **International Student Classification Questionnaire** first so that we can verify your intended immigration status. If you believe that you have been incorrectly classified as an international student, responding to these questions will allow us to **reclassify your application**

Application Details

Applied To








Academic Level
Undergraduate

Program of Study
Undeclared - School of Engineering, Technology, Mathematics & Sciences


Program Focus
Not Applicable

Application Requirements

Incomplete

-  **Foreign Credential Evaluation**
Requested | For international students under 18, this is required to prove U.S. high school education equivalency.
-  **Affidavit of Support Form**
Requested | Sponsor oath and affirmation to meet all expenses of the applicant for the duration of their studies at Dallas College. Please fill in the document below and upload to this action item. Affidavit of Support...
-  **Proof of Financial Support**
Requested | International applicants must prove sponsorship with a bank letter or statement showing a current minimum of \$27,641 USD, translated into English with U.S. currency by a professional translator. If children...
-  **Proof of English Proficiency**
Requested | International students who are applying from outside of the U.S., or for a Change of Status within the U.S., are required to provide proof of their English proficiency level. This can be met with qualifying...
-  **TSIA2 - Math**
Requested | Texas Success Initiative college-level qualifying scores in Math. This can be met with ACT, SAT, IB, or AP scores and/or college level course work.
-  **TSIA2 - Writing**
Requested | Texas Success Initiative college-level qualifying scores in Writing. This can be met with ACT, SAT, IB, or AP scores and/or college level course work.
-  **TSIA2 - Reading**
Requested | Texas Success Initiative college-level qualifying scores in Reading. This can be met with ACT, SAT, IB, or AP scores and/or college level course work.

Completed

-  **International Student Classification Questionnaire**

Application Requirement

International Student Classification Questionnaire

Description

Please complete the following questions to help us process your application for international admission. If you believe that you have been incorrectly classified as an international student, responding to these questions will allow us to reclassify your application.

Status

Completed On 10/10/2024, 9:27 AM PDT

International Student Status Verification

Are you currently residing in the United States (U.S.)?

No

Will you require an F-1 student visa status to attend Dallas College?

Yes

Have you earned any degree(s) from a school located in the United States?

No

Intended Major/Field of Study at Dallas College:

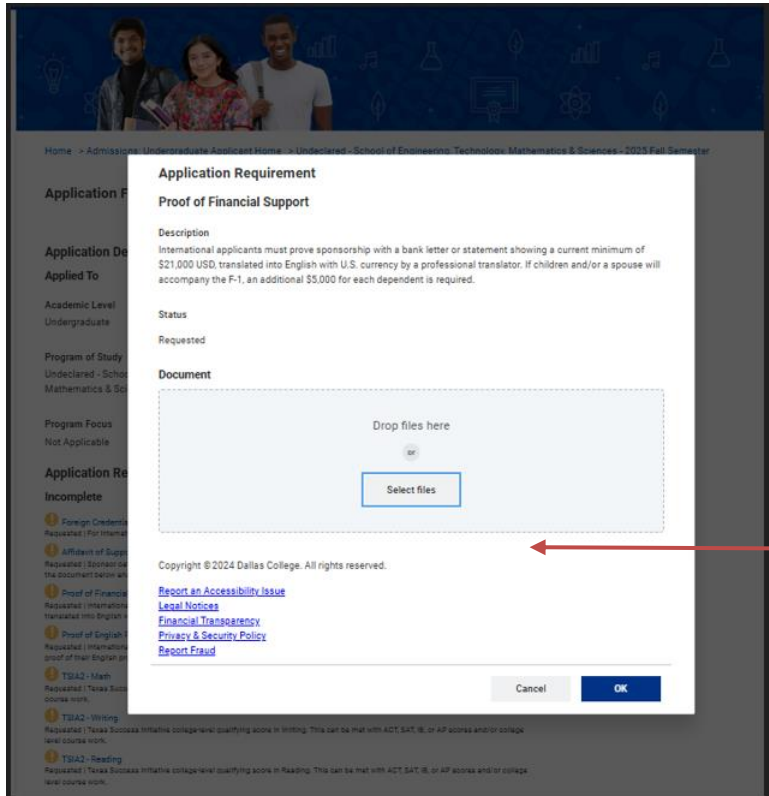
Computer Science

Do you have dependents who will accompany you on F-2 visa status?


No

Close

Dallas College Application Guide



After clicking on each incomplete item,
you will **upload the required**
information














Upload the **items** listed on your
application details until all of
them are marked complete 

Important: To ensure your documents are
processed successfully, please make sure they
are in **PDF format, well-scanned, legible, and**
complete. Incomplete or illegible documents
will not be accepted for processing.



Application Requirements

Completed

-  [Most recent I-94 or I-797 Approval Notice](#)
Completed On 11/22/2024, 2:57 PM PST | International applicants in the U.S. must provide a copy of their most recent I-94 issued by Customs and Border Protection (CBP) OR a copy of their I-797 Approval Notice issued by USCIS as proof of their...
-  [Current Visa or I-797 Approval Notice](#)
Completed On 12/12/2024, 10:41 AM PST | International applicants in the U.S. must provide a copy of their current visa issued by a U.S. embassy OR a copy of their I-797 Approval Notice for their current visa status issued by USCIS.
-  [Tuberculosis Test Results](#)
Completed On 12/12/2024, 10:40 AM PST | This must be done in the United States to be accepted.
-  [Proof of English Proficiency](#)
Completed On 11/22/2024, 2:13 PM PST | International students who are applying from outside of the U.S. or for a Change of Status within the U.S. are required to provide proof of their English proficiency level. This can be met with qualifying...
-  [Notice and Acknowledgements for Applicants Seeking Change of Status to F-1](#)
Completed On 12/12/2024, 10:40 AM PST | Please read and sign the document below. Notice and Acknowledgement for Applicants Seeking Change of Status to F-1 (DOCX)
-  [International Student Classification Questionnaire](#)
Completed On 12/12/2024, 10:40 AM PST | Please complete the following questions to help us process your application for international admission. If you believe that you have been incorrectly classified as an international student, responding...
-  [Affidavit of Support Form](#)
Completed On 12/12/2024, 10:40 AM PST | Sponsor oath and affirmation to meet all expenses of the applicant for the duration of their studies at Dallas College. Please fill in the document below and upload to this action item. Affidavit of Support...
-  [Proof of Financial Support](#)
Completed On 12/12/2024, 10:40 AM PST | International applicants must prove sponsorship with a bank letter or statement showing a current minimum of \$27,641 USD, translated into English with U.S. currency by a professional translator. If children...
-  [Passport - Biographical Page](#)
Completed On 12/12/2024, 10:40 AM PST | International applicants must scan and submit a copy of the biographical page of their non-U.S. passport.
-  [Meningitis Vaccine Record](#)
Completed On 12/12/2024, 10:40 AM PST | If under the age of 22, proof of immunization within the last 5 years for bacterial meningitis or present appropriate exemption.
-  [TSIA2 - Math - \(International\)](#)
Completed On 11/22/2024, 2:13 PM PST | [PUBLIC DESCRIPTION NEEDED]
-  [TSIA2 - Writing \(International\)](#)
Completed On 11/22/2024, 2:13 PM PST
-  [TSIA2 - Reading \(International\)](#)
Completed On 11/22/2024, 2:13 PM PST

Dallas College Application Guide

Thank you

